

ISLE OF WIGHT

We've teamed up with Red Funnel to get all users of Rose Road a **10% discount** on Red Funnel ferry trips, be it with a car or just foot passengers. This means all the following places are available for you to visit, and many more are available!

Please contact the Rose Road Services Officer to find out how to book using this discount:

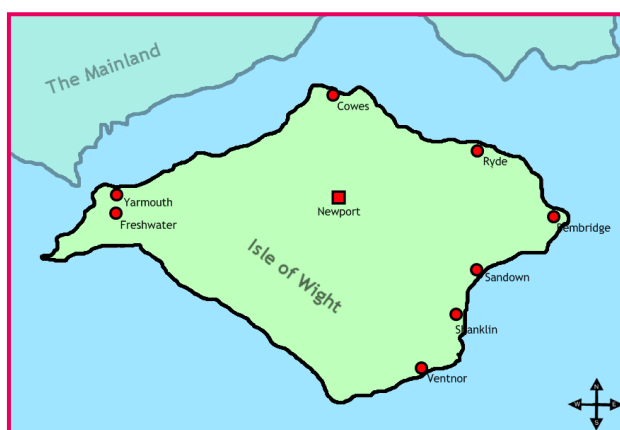


02380 721 208







servicesadmin@roseroad.org.uk


- | | |
|-----------------------------------|---|
| 1. Amazon World | 10. Isle of Wight Zoo |
| 2. Blackgang Chine | 11. The Garlic Farm |
| 3. Brading Roman Villa | 12. The Model Village |
| 4. Carisbrooke Castle | 13. The Needles Park |
| 5. Dinosaur Isle | 14. Osborne House |
| 6. Fort Victoria Country Park | 15. Owl & Falconry Centre |
| 7. Hover Travel | 16. Robin Hill Adventure Park and Gardens |
| 8. Isle of Wight Donkey Sanctuary | 17. Seaview Wildlife Encounter |
| 9. Isle of Wight Steam Railway | 18. Waltzing Waters |



1. Amazon World

- ⇒ Amazon World Zoo Park is home to around 200 different species of animals, including very rare animals, so there is a lot to see!
- ⇒ The park has an emphasis on conservation, so you can learn all about this
- ⇒ There are talks throughout the day, and you can even adopt an animal!
- ⇒ Café and gift shop also available

 Watery Lane, Nr Arreton,
Isle of Wight, PO36 0LX
 01983 867 122
 info@amazonworld.co.uk
 www.amazonworld.co.uk



Opening Times

10am Daily

See website for closing times as it varies throughout the year

Prices



Adult:	£9.50
Child (3-14):	£7.50
Senior:	£8.50
Family (2A, 2C):	£30
Disabled Adult:	£8.99
Disabled Child:	£6.99
Disabled Senior:	£7.99

2. Blackgang Chine

- ⇒ Set in country gardens, Blackgang Chine has a wide variety of rides and playgrounds.
- ⇒ Some rides need a certain level of physical strength, please see the disability guide for more information on all of the access and suggestions:
www.blackgangchine.com/content/files/disabilities_guide.pdf
- ⇒ Many cafés and restaurants on site

 Blackgang Chine, Nr Ventnor,
Isle of Wight, PO38 2HN
 01983 730 330
 info@blackgangchine.com
 www.blackgangchine.com



Opening Times

10am-4.30pm/6pm depending on the time of year

Prices

peak/ off-peak

Adult (4-59):	£17.50/ £14.95
Senior (60+):	£15.50/ £12.95
Under 4's:	Free
Disabled Visitor:	£15.50/ £12.95
Any 4 People:	£65/ £55




Wheelchair accessible but some very steep slopes

3. Brading Roman Villa

- ⇒ The Villa gives you an insight into Roman life in Britain from beautifully mosaic floors to an extensive collection of Roman archaeology
- ⇒ There are interactive displays, a cafe, shop and extensive grounds including a Roman garden and meadow trail.
- ⇒ The museum and visitor centre are housed within an award-winning ecological cover building and the Villa site sits within a designated Area of Outstanding Natural Beauty

 Morton Old Road, Brading, Isle of Wight, PO36 0PH
 01983 406 223
 info@bradingromannvilla.org.uk
 www.bradingromannvilla.org.uk



Opening Times

Everyday 9.30am-5pm




Prices




Adult:	£6.50
Child (5-16):	£3.75
Senior/ Student:	£5.75
Family (2A, 3C):	£20

4. Carisbrooke Castle


- ⇒ Carisbrooke Castle is best known as the place where King Charles I was imprisoned, and you can still play bowls on the very green Charles used!
- ⇒ Children can dress up as Norman soldiers or Civil War troopers and meet the castle's famous donkeys
- ⇒ There is a new Edwardian style Princess Beatrice Garden to be explored, along with the onsite museum, shop, tea rooms, picnic area

 Castle Hill, Newport, Isle of Wight, PO30 1XY
 0870 333 1181
 customers@english-heritage.org.uk

 www.english-heritage.org.uk/daysout/properties/carisbrooke-castle



Wheelchair accessible but no access to upper floor of the museum



Opening Times

April-Sept everyday 10am-6pm
 October everyday 10am-5pm
 Nov-March everyday 10am-4pm
 Holiday opening times vary
 Last admission 1hour before closing

Prices



Adult:	£8
Child (4-15):	£4.80
Senior/ Student:	£7.20
Family (2A,3C):	£20.80
Carer:	Free

5. Dinosaur Isle

- ⇒ Dinosaur Isle is Britain's first purpose built dinosaur museum and visitor attraction
- ⇒ The museum tells the story of the Islands geology, and what it might mean for the future
- ⇒ 30,000 geological specimens, mainly fossils, on display, and these include dinosaur fossils
- ⇒ Many worksheets etc for children to complete as you go around


 Culver Parade, Sandown, Isle of Wight, PO36 8QA
 01983 404 344
 dinosaur@iow.gov.uk
 www.dinosaurisle.com



Pay and display but £2.50 reduction on entry with ticket



Opening Times
 Open: 10am daily
 Closes:
 April-August 6pm
 September-October 5pm
 November-March 4pm
Last admission 1 hour before closing

Prices 


Adult:	£5
Child (3-145):	£3.80
Senior/ Student:	£4
Family (2A, 2C):	£16.50
Family (2A, 3C):	£19
Carer:	Free


6. Fort Victoria Country Park

- ⇒ Fort Victoria includes a Marine Aquarium, an Underwater Archaeology Centre, a Planetarium and a Model Railway -Café also onsite
- ⇒ The surrounding Country Park offers Seashore and Woodland walks and the site is one of the best vantage points for watching the Solents boats and shipping
- ⇒ A Countryside Ranger can give guided walks of the shore and woodland.



Fort Victoria
— COUNTRY PARK —

 Yarmouth, Isle of Wight,
PO41 0RR

 01983 823 893

 www.fortvictoria.co.uk



All attractions are wheelchair accessible

Underwater Archaeology Centre

Opening Times:

March-October 10am-5pm

Prices:

Adult:	£2.50
Child:	£1.50
Senior/Student:	£2
Family:	£6
Registered disabled:	Half price
Easter-October 01983 761 214	
Otherwise 02380 237 300	
info@hwtma.org.uk	
Sunkan Secrets, shop	

£

Fort Victoria Model Railway

Opening Times:

Summer-October 10.15am-4.30pm

Winter Friday to Monday 10.15am-4.30pm

Last train 4pm

Prices:

Adult:	£3
Under 3 or over 93:	Free

01983 761 533

info@fortvictoriamodelrailway.co.uk

Gift shop

£

Aquarium

Opening Times:

April-September 10am-5.30pm

October 10am-5pm

Prices:

Adult:	£3.30
Child (4-15):	£2.30
Under 4's:	Free
Concessions:	£3

01983 760 283



£

The Island Planetarium

Opening Times:

End of March-October 10am-4pm
(sometimes later, see website)

Prices:

Adult:	£4
Child (5-15):	£2.50
1 Adult & 1 Child:	£5

01983 761 555

enquiry@islandastronomy.co.uk

Shows throughout the day, shop, events

£

7. Hover Travel

- ⇒ A short 10 minute crossing between Southsea, Portsmouth and Ryde, Isle of Wight. Crossings are every 30 minutes, see website for timetable further information
- ⇒ Crossing the Solent with Hovertravel is not only fast and fun but an enjoyable experience for all our passengers. Our experienced staff are there to ensure your journey is comfortable and safe.
- ⇒ Additional Hoverbus available for transport around Portsmouth
- ⇒ All crafts have lifts between the hoverport and craft, and are managed by our crew
- ⇒ Wheelchair safety belts are provided on all craft
- ⇒ On embarking and disembarking crew members are on hand to control the lift and ensure all passengers are safe and comfortable
- ⇒ Both terminals meet the accessibility standards required to assist a disabled person(s) with reduced mobility
- ⇒ It is recommend that disabled and reduced mobility customers contact to agree what assistance and services are required at least 48 hours in advance of travel
- ⇒ One wheelchair can be accommodated on Island Express and Freedom 90 per crossing. Motorised wheelchairs must have a sealed battery. Hovertravel cannot carry motorised scooters or people movers however they are able to provide free of charge a wheelchair for use of travel between our ports. Please advise staff on arrival if you wish to travel in a wheelchair. Please ensure you arrive at the Terminal at least 15 minutes before departure of the craft.







£

Prices

Adult Single:	£8
Adult Day Return:	£17.50
Adult Period Return:	£26
(within 90 days)	
Child (0-4):	Free
Child Single:	£7.30
Child Day Return:	£9
Child Period Return:	£13
(within 90 days)	


Disabled customers are eligible for the concession price (20% discounted) see website for eligibility list




-  Clarence Esplanade, Southsea, Portsmouth, PO5 3AD
Quay Road, Ryde, Isle of Wight, PO33 2HB
-  01983 717 707
-  info@hovertravel.co.uk
-  www.hovertravel.co.uk


8. Isle of Wight Donkey Sanctuary

- ⇒ Over 100 donkeys have been given a new home here, and there are other animals to see as well
- ⇒ You can even adopt one to help the Sanctuary
- ⇒ Shop and tea room onsite

 Lower Winstone Farm, St Johns Road, Wroxall, PO38 3AA

 01983 852 693

 info@iwdonkey-sanctuary.com

 www.iwdonkey-sanctuary.com



Opening Times


February-November
everyday 10am-4.30pm


Free of charge




9. Isle of Wight Steam Railway

- ⇒ Many powerful majestic steam engines to ride on, with the charm of quiet rural stations and the friendliness of traditionally uniformed staff
- ⇒ A museum tells the story of the Island railways, a café is onsite for many refreshments, and a lot of green space for picnics and games

 The Railway Station, Havestreet, Isle of Wight, PO33 4DS

 01983 882 204

 info@iwsteamrailway.co.uk

 www.iwsteamrailway.co.uk



Opening Times

Trains run:
Daily from June to early October
Most days March to May
Many days in October and December

Prices

Adult:	£12
Child (5-15):	£5
Under 4's:	Free
Family, (2A, 2C):	£30


3rd class travel prices, first class prices are higher


- ⇒ Wheelchair access is best at Havenstreet station but other do also have access, wheelchairs may need to be left at the station whilst travelling due to narrow doors
- ⇒ Parking and disabled toilets at Havenstreet, Wootton and Smallbrook stations



10. Isle of Wight Zoo

- ⇒ Many animals on display including lions, lemurs, tigers and monkeys
- ⇒ Shop, café and children's play area

 Yaverland Seafront, Sandown, Isle of Wight, PO36 8QB

 01983 403 883

 enquiries@isleofwightzoo.com

 www.isleofwightzoo.com



Opening Times

Feb-March everyday

10am-4pm

April-Sept everyday

10am-5.30pm

January weekends and Thursdays only (weather permitting)

11am-3pm

Oct-3rd Nov

Weekends 10am-4pm

For winter visits it is best to contact the zoo in the morning to see if it is open


Prices





Adult:	£10
Child (3-16):	£7.50
Under 3's:	Free
Disabled Visitors:	£7.50
Senior:	£7.50


11. The Garlic Farm

- ⇒ Guided tractor tours, café, restaurant, farm shop, education centre (with taste experience April-Sept), heritage centre, cooking demonstrations during the holidays, see website for other events
- ⇒ Try our locally brewed Garlic Beer or give the kids a treat with our garlic ice cream!
- ⇒ Hosts the islands annual Garlic Festival (2 day festival in August) this began in 1983 and has grown to be one of the biggest events on the island with around 25,000 visitors
- ⇒ Cottages to rent on site for holiday breaks on the island

 The Garlic Farm, Mersley Lane, Newchurch, Isle of Wight, PO36 0NR

 01983 867333 (Café)/ 01983 868732 (shop)/ 01983 865378 (office)

 enquiries@thegarlicfarm.co.uk

 www.thegarlicfarm.co.uk

Opening Times

Shop

Monday-Sunday all year round

Free of charge



The café, education centre and lower level of the shop are wheelchair accessible



12. The Model Village

- ⇒ Winner of Trip Advisors Certificate of Excellence 2013
- ⇒ Recommended to allow at least 1 hour to fully experience the attraction
- ⇒ The Model Village in Godshill is a 1/10th scale version of the village of Godshill and Shanklin Old Village and chine, two of the oldest tourist areas on the Isle of Wight. Our houses are fantastic replicas of the real buildings
- ⇒ They pride themselves on having the most detailed landscaped gardens on the Island with over 3,000 ornamental conifers and shrubs
- ⇒ A quiz sheet is available for children to fill in as they go around
- ⇒ Picnic areas, some blankets they can lend



The Model Village, High Street, Godshill,
Isle of Wight, PO38 3HH



01983 840 270



info@modelvillagegodshill.co.uk



www.themodelvillage.co.uk



Opening Times

Open 7 days a week
10th March to 31st October

March 10am-3.30pm

April-July 10am-5pm

Late July-August 10am-6pm

September-October 10am-5pm

Prices



Adult: £4.50

Child (3-16): £3.50

Senior/ Student: £3.95

Family (2A, 3C): £15

Carers: £2.50



Free car park opposite the
Griffin Pub

13. The Needles Park

- ⇒ World famous coloured sand cliffs overlook the famous Rocks and Lighthouse
- ⇒ A range of attractions are at the park, such as the chairlift to the beach, Alum Bay Glass and a sweet factory
- ⇒ Please contact them to discuss access requirements and they will do everything they can, as due to the physical nature of the site it may not be suitable for everyone



Alum Bay, Isle of Wight,
PO39 0JD



08717 200 022



Contact form on website



www.theneedles.co.uk



Opening Times

End of March to November
Everyday from 10am

Prices



No charge for site entry,
attractions are pay-as-you-go
ranging from £1-£6



Wheelchair accessible but
some steep slopes, 14 blue
badge spaces

14. Osborne House

- ⇒ Explore where Queen Victoria used to come on holiday, including her private beach
- ⇒ You can tour the house, seeing the nursery, Royal Apartments, bedrooms, drawing rooms, giving you a real glimpse of how they lived
- ⇒ You can also stroll through the extensive grounds, which include a miniature Swiss Cottage which was built to teach the royal children how to manage a house!
- ⇒ Four cafés/restaurants, picnic area, gift shop all on site



York Avenue, East Cowes,
Isle of Wight, PO32 6JT



01983 200 022



Osborne.house@english-heritage.org.uk



www.english-heritage.org.uk/daysout/properties/



- ⇒ Wheelchair accessible except the Nursery and Swiss cottage, the walled garden may pose difficulties due to gravel paths
- ⇒ Disabled guests please ring beforehand to arrange a drop-off at the entrance of the house

Opening Times


April-September everyday
10am-5pm (grounds 6pm)
October everyday 10am-4pm

Winter times for grounds and house vary

Prices



Adult:	£13.90
Child (5-15):	£8.30
Senior/ Student:	£12.50
Carers:	Free



15. Owl and Falconry Centre

- ⇒ The Owl and Falconry Centre offers flying displays with birds of prey from around the world. Each flying display is approximately 45 minutes, and takes place indoors if it's raining
- ⇒ Set in the 300 acre grounds of Appuldurcombe House, which you can visit for an extra cost, but enjoying the Capability Brown gardens is included
- ⇒ Shop, café, indoor and outdoor children's play area, and museum



Appuldurcombe Farm, Wroxall,
Ventnor PO38 3EW



01983 852 484



enquiries@appludurcombe.co.uk



www.appludurcombe.co.uk/content/falconry/the_isle_os_wight_owl_and_falconry_centre



Opening Times

April-September 10am-4pm
Flying displays usually:
10.45am, 12pm & 2pm

Prices



Adult:	£8.50
Child (3-16):	£6.50
Under 3's:	Free
Concessions:	£8
Family (2A, 3C):	£27



16. Robin Hill Adventure Park and Gardens

- ⇒ Thrilling rides, adventure play areas, nature, wildlife, falconry, owls, woodland gardens, and a toboggan run
- ⇒ Some rides need a certain level of physical strength, please see the disability guide for more information on all of the access and suggestions
www.blackgangchine.com/content/files/disabilities_guide.pdf
- ⇒ Many cafés and restaurants onsite, as well as a gift shop




Downend, Isle of Wight



01983 527 352



www.themodelvillage.co.uk



Opening Times

Everyday 10am until between 5pm and 10pm depending on the time of year

Prices

Off-peak/ peak

All aged 4-59 yrs:	£12.50/£16.95
Senior (60+):	£10.50/£14.95
Under 4's:	Free
Disabled Visitors:	£10.50/ £14.95
Any 4 people:	£45/ £62.50



17. Seaview Wildlife Encounters

- ⇒ Multi-award winning attraction set in stunning open parklands with a backdrop of fabulous sea views
- ⇒ Guests are encouraged to join in with the nine daily wildlife events that are led by an animal care team who deliver fun hands-on presentations and introduce you to range of animals
- ⇒ Many animals on display, with close-up opportunities for visitors, including very close encounters with Penguins and Meerkats!
- ⇒ Café, gift shop and keeper presentations throughout the day



Oakhill Road,
Seaview, PO34 5AP



01983 612 261



info@seaviewwildlife.com



www.seaviewwildlife.com



Opening Times

End of March to November
Everyday from 10am

Prices

No charge for site entry, attractions are pay-as-you-go ranging from £1-£6



18. Waltzing Waters

- ⇒ The world's most elaborate water, light and music productions, with thousands of dazzling patterns of moving water synchronised with music
- ⇒ Truly amazing, has to be seen to be believed!
- ⇒ A 40 minute show on the hour every hour, with a coffee lounge and gift shop



Brading Road, Ryde,
PO33 1QS

01983 811 333



iow-info@waltzingwaters.co.uk



www.waltzingwaters.co.uk/isle-of-wight/iow-home.html

Opening Times

Daily shows start 10am,
last show 4pm
Last shows 7.15pm & 8.25pm in
summer

Prices



Adult:	£4.95
Child:	£2.85
Senior/ Student:	£4.50



The Rose Road Association