



ANIMALS

Animals can be very therapeutic , there are several places in and around Southampton for children to watch, stroke, play with and learn about all different types of animals.



1. Angling Developments
2. Birdworld
3. Blue Reef Aquarium
4. Bolderwood Deer Sanctuary
5. Brambridge Park Garden Centre
6. Copnor Tropical Pet Centre
7. Down to Earth Community Farm
8. Finkley Down Farm Park
9. Hawk Conservancy Trust
10. Hawthorns Urban Wildlife Centre
11. Longdown Activity Farm
12. Manor Farm Country Park
13. Many Down Family Fun
14. Marwell Zoo
15. Monkey World
16. New Forest Wildlife Park
17. New Forest Reptile Centre
18. Staunton Country Park



1. Angling Developments

- ⇒ Registered angling coaches deliver 2 to 3 hour angling sessions which are both educational and fun for children aged 9+ years old
- ⇒ They have experience with autism, mobility problems and behavioural & emotional needs and build their courses around the around the clients needs and abilities
- ⇒ Usually a 4:1 basis with usual carers expected to go along too
- ⇒ All fishing tackle and bait provided, just take lunch and suitable clothes
- ⇒ In case of bad weather conditions a classroom is also available

Opening Times
Times which suit the client

Prices £
Dependent on session type/length



Fishing platforms available

 Lakeside Country Park,
Eastleigh, SO5D 5PE
 07884 112 775
 j69nailor@gmail.com
 www.nailorsfishing.co.uk



The Rose Road Association – Avon Tyrrell

2. Birdworld, Jenny Wren Farm & Underwater World

- ⇒ Over 2000 animals, from birds and mammals to tiny cockroaches and even snakes. The child-friendly farm is home to everything fluffy and furry from rabbits to donkeys. In the aquarium there are crocodiles, piranha and seahorses as well as lots of unusual marine species. You can learn about the residents, from how they live in the wild and here at the park to what they like for breakfast.
- ⇒ Park map provided on entry, push along cars available for hire
- ⇒ There are play areas throughout Birdworld as well as picnic areas, cafés, a garden centre, gift shop and daily events including feeding the penguins and owls, *Animal Encounters* and the *Heron Theatre Show*

 Birdworld Holt Pound,
Farnham, Surrey, GU10 4LD

 01420 22 140

 bookings@birdworld.co.uk

 www.birdworld.co.uk



- ⇒ 'The Link' path provides easy disabled access to the garden centre
- ⇒ Wheelchairs available for use free of charge although a returnable deposit is required. To guarantee use it is advisable to book a wheelchair in advance



Opening Times

10am-6pm everyday **summer**

10am-4.30pm everyday **winter**

Last admission 1hr before closing

Prices (high season)

£

Child (3-6): £15.95

Child (7-15): £12.95

Adult: £15.95

Concession: £13.95

Family (2A&2C): £49.95

Family Extra Child: £10.95

Disabled Child: £9.25

Carer: £5.95

(1 per paying disabled customer)

- ⇒ Concession: senior citizens, students with ID, disabled visitors & military personnel with ID
- ⇒ Reduced prices if bought online
- ⇒ High season is the majority of summer, mid/low season and reduced opening hours days have a lower price, see website for details

3. Blue Reef Aquarium

- ⇒ Over 40 naturally themed habitats with creatures including poisonous frogs, otters, rays, puffer fish and sharks
- ⇒ A giant ocean tank with an underwater tunnel offers incredible views of a recreated coral reef and shoals of brightly coloured fish
- ⇒ There is a daily programme of talks, events and feeding displays as well as a café and gift shop



Clarence Esplanade,
Southsea, PO5 3PB



02392 875 222



portsmouth@bluereefaquarium.co.uk



www.bluereefaquarium.co.uk/portsmouth



- ⇒ 1 wheelchairs available for use free of charge, to guarantee use it is advisable to book in advance



Opening Times

10am-6pm everyday **April-Oct**

10am-5pm everyday **Nov-March**

Last admission 1hr before closing

Prices



Under 3's: Free

Child (3-12): £7.75

Adult: £10

Seniors & Students: £9

Family (2A&2C): £33.50

Disabled Child: £5

Carer: £5

(1 per paying disabled customer)

4. Bolderwood Deer Sanctuary

- ⇒ A purpose built viewing platform overlooking a large meadow area where a heard of fallow deer regularly gather
- ⇒ The viewing platform is close to the carpark and a large flat grassy lawn which is good for football, rounders, picnics and barbeques –there's also often an ice-cream van in the car park
- ⇒ There are graded walks, trails for cycling and plenty of natural wildlife
- ⇒ Feeding some time between 12pm-3pm, best viewing April-Sept



Bolderwood Arboretum, Ornamental Drive,
Minstead, Hampshire, SO43 7



02380 283 141 (Forestry Commission)



www.new-forest-national-park.com/
bolderwood-deer-sanctuary

Opening Times

Open woodland so always open,
New Forest Information Cabin not
always open

Free of charge



5. Brambridge Park Garden Centre

- ⇒ Attractive garden centre with goats and other animals, nature trails, a restaurant and a ride-on miniature railway (weekends only)
- ⇒ Otter trails are 2 hours long, 3.5 mile walk on flat terrain



Kiln Lane, Brambridge,
Eastleigh, SO50 6HT



01962 713 707



manager@brambridgepark.co.uk



www.bluediamond.gg/brambridge-park-garden-centre



Opening Times

Monday to Saturday 9am-6pm

Sunday 10.30am-4.30pm

Free of charge



6. Copnor Tropical Pet Centre

- ⇒ Part of Garsons Garden Centre it has a full range of birds, fish, reptiles and small animals including rabbits, guinea pigs and mice
- ⇒ Specialises in jand-reared African Grey Parrots which are very friendly!



Garsons Garden Centre, Fontley Road,
Titchfield, PO15 6QX



01329 844 336



www.garsons.co.uk




Opening Times

Monday to Saturday 9am-6pm

Sunday 10.30am-4.30pm




Free of charge



7. Down to Earth Community Farm

7. Down to Earth Community Farm

- ⇒ The farm aims to offer people the chance to interact with animals and the natural environment in a farm setting
- ⇒ A 5 acre site with a farm, woodland, growing area, a pond and a building fully equipped for indoor activities
- ⇒ They run holiday activities, open days, birthday parties and family workshops (in school holidays)
- ⇒ Activities for adults with mild/ moderate learning difficulties: a supportive environment to gain skills and participate in work opportunities

 Oasis Academy, Lordshill, Green Lane, Southampton, SO16 9RG
 02380 522 706
 www.downtoearthfarm.org

Opening Times
Summer
 Saturday & Sunday 10am-4pm
Winter
 Saturday & Sunday 10am-3pm

Prices 

Under 2's:	Free
Child:	£1
Adult:	£2

Activity day costs vary



8. Finkley Down Farm

- ⇒ A family-run children's farm with all the character of a traditional farm as well as a safe and friendly environment
- ⇒ Visitors can feed the ducks and lambs, cuddle rabbits and groom ponies
- ⇒ There is an adventure playground, trampolines, a sandpit, mini ride-on tractors, a tearoom and plenty of picnic benches
- ⇒ A new indoor soft play barn for younger children (must wear socks)

 Andover, Hampshire, SP11 6NF
 01264 324 141
 info@finkleydownfarm.co.uk
 www.finkleydownfarm.co.uk



Opening Times
 Mid-March to early Oct
 10am-6pm everyday

Prices 

Child (2-16):	£7.95
Adult:	£8.95
Seniors, student & disabled::	£8.50
Disabled child & Carer:	£7.50


£4.95 entry for all after 3pm



- ⇒ Staff are willing to provide extra assistance for disabled visitors if required
- ⇒ Reasonable wheelchair accessible, mostly flat grass -may be muddy in wet weather

9. Hawk Conservancy Trust



- ⇒ The Trust is an award winning visitor attraction and charity dedicated to the conservation of birds of prey
- ⇒ There are daily flying demonstrations with various birds of prey and opportunities for children to hold a British bird of prey
- ⇒ Walks in the wildflower meadows and nature trails
- ⇒ An adventure playground and extra activities during the school holidays and on weekends which include duck racing, tractor rides, raptor trails and ferret racing
- ⇒ Café, gift shop and Feathers restaurant for hot meals
- ⇒ Staff are able to provide extra help /access for disabled visitors including large print welcome sheets for those with visual impairments



Opening Times
Mid-Feb to Mid- October
 10am-5.30pm everyday
Mid-October to Mid- Feb
 10am-4.30pm everyday
 Last admission 1hr before closing

<i>Prices</i>	
Child (3-15):	£9.50
Adult:	£13.50
Senior /Student:	£12
Family (2A&2C):	£42
Carer:	Free

Slightly reduced prices without Gift Aid

 Sarson Lane, Weyhill, Andover, Hampshire, SP11 8DY
 01264 773 850
 info@hawkconservancy.org
 www.hawk-conservancy.org



Wheelchair viewing areas

10. Hawthorns Urban Wildlife Centre

- ⇒ The centre is in the south east corner of Southampton Common and provides information about Southampton's wildlife
- ⇒ Purpose build interactive displays and maps showing the creatures and plants that live on the common and the different types of habitat
- ⇒ Outside there is a large wildlife garden divided into habitats similar to those on the common, it is designed and managed to attract wildlife. (may be closed if short-staffed, call ahead to check)

Opening Times
Grounds
 Monday to Friday 11am-3pm
Café
 9am-6pm everyday **summer**
 9am-4.30pm everyday **winter**
Activity Centre
 Monday to Friday 10am-4pm
 (unless occupied by a school group)
 Free of charge

 The Common, Southampton, SO15 7NN
 02380 671 921
 Hawthorns.wildlife.centre@southampton.gov.uk
 www.southampton.gov.uk/s-leisure/parksgreenspaces/thehawthorns



11. Longdown Activity Farm

- ⇒ Lots of farm animals to stroke and feed including baby chicks, rabbits, goats, pigs, cows and ducks
- ⇒ Oft play area with a ball pool, climbing frame, slide, trampolines and sand pit as well as a range of interactive tables and wall mounted activities for toddlers
- ⇒ Outdoor play area with a climbing frame, swings, slide and grass area for ball games and running around. There is also a farmer's straw den and straw bales to run around and jump off
- ⇒ Pedal go-karts and tractors with their own tracks
- ⇒ Gift shop and tearooms

 Depleap Lane, Ashurst,
Hampshire, SO40 7EH

 02380 292 837

 enquiries@longdownfarm.co.uk

 www.longdownfarm.co.uk



Opening Times
Mid-February– Early November
10am-5pm everyday

£


Prices


Under 3's:	Free
Child (3-14):	£7.75
Adult:	£8.75
Senior:	£7.25
Disabled (any age):	£4.50
Carer:	Free





12. Manor Farm Country Park

- ⇒ Traditional Victorian farmyard with roaming ducks and chickens and a cast of historical characters doing daily chores
- ⇒ Victorian schoolroom, wheelwrights shop, blacksmith's forge and a 13th century church
- ⇒ Farm activities include milking, farmyard walks, meeting the animals and a Victorian school lesson experience (school holidays only)
- ⇒ Tearooms, gift shop and visitors centre

 Pylands Lane, Bursledon,
Southampton, SO31 1BH

 01489 787 055

 Mfcp.enquiries@hants.gov.uk

 www.hants.gov.uk/manorfarm



⇒ Good wheelchair access, some rough ground on farm, some routes muddy in wet weather, contact for best routes

⇒ Parking ticket valid for 12 months

Opening Times
April-October
10am-5pm everyday
November-March
10am-4pm everyday


£


Prices


Under 3's:	Free
Child:	£4.50
Adult:	£7
Senior (60+):	£6
Carer:	Free
(1 per paying disabled customer)	


13. Many Down Family Fun

⇒ Adventure playground, arts & crafts tent, go karts, mini tractors, tractor and trailer rides, inflatable fun, woodland walk, BBQ marquee, farm shop, animals

 Scrapps Hill Farm, Worting Road, Basingstoke, Hampshire, RG23 8PU

 01256 220 398

 info@manydownfamilyfun.co.uk

 www.manydownfamilyfun.co.uk



⇒ Park in the field next to the shop



Opening Times

Check website as opening times vary year to year

A **seasonal attraction** open for Easter Lambing (end of March to April) and Summer Maize Maze (Mid-July to Mid September)

Opening times are subject to weather, please call before travelling



Prices

Easter Lambing

Under 2's:	Free
Child:	£8
Adult:	£8.50
Family:	£30 (2A&2C or 1A&3C)
Carer:	Free (1 per paying disabled customer)

Easter Lambing & Summer Maize Maze Combo


Child:	£24
Adult:	£25
Senior:	£21


Summer Maize Maze prices released near summer

All activities are included in the entry charge, pay once and go on as many things as you like


14. Marwell Zoo

- ⇒ Many animals to see in beautiful surroundings including seeing penguins underwater and giraffes up close
- ⇒ 3 play areas, café, picnic area and gift shop
- ⇒ Hop on and off the free road train which goes around the whole park (one carriage is wheelchair accessible)
- ⇒ Daily events and displays with information boards about every animal

 Thompsons Lane, Colden Common, Winchester, SO21 1JH

 01962 777 407

 marwell@marwell.org.uk

 www.marwell.org.uk



- ⇒ Wheelchairs available to hire, to pre-book call 01962 777 946



Opening Times
From 10am daily

Prices

(spring & autumn / winter / summer)

Child (3-16): £14/£11/£15

Adult (17-59): £18/£14/£19

Senior /Student: £15.50/£12/

Family (2A&2C): £60/£46/£63

Carer: Free


(1 per paying disabled customer)


Slightly reduced prices without Gift Aid
Buying online saves 5%

£


15. Monkey World

- ⇒ Monkey world is an ape rescue centre which is home to 240 different rescued and endangered primates
- ⇒ *The Lemurs & Small Monkeys keeper talk* is held at 2.30pm
- ⇒ There is a wheelchair swing at both the play area near the Watering Hole and the Adventure Play Area at the far end of the park, both these swings will be supervised. There are also have 2 reclining chairs at the Adventure Play Area and the birds nest swings at both locations can also be used

 Longthorns, Wareham, Dorset. BH20 6HH

 01929 462 537

 apes@monkeyworld.org

 www.monkeyworld.org



- ⇒ 25 motorised scooters, dual-controlled and manual wheelchairs available to borrow free of charge, (£10.00 refundable deposit and leave some form of ID (driving licence/passport) which is collected upon return). Ring for info and to book in advance

Opening Times
10am-5pm everyday
July to August extended hours
10am-6pm

Malagasy Lemur Enclosure
12pm-3pm everyday

Last admission 1hr before closing

Prices



Child (3-15):	£8
Adult (16+):	£11.25
Student:	£9.70
Senior (60+):	£8
Disabled:	£8
Carer:	£8
Family (2A&2C):	£35
Family (1A&2C):	£25



16. New Forest Wildlife Centre

- ⇒ A wide range of wildlife in natural surroundings including otters, owls, wolves, endangered Scottish wildcat, lynx, badgers, foxes, deer, polecats, mink, pine martens, wallaby and wild boar
- ⇒ Wildlife Walkabout and nature trails
- ⇒ Tearooms, gift shop and regular events
- ⇒ Go Wild Adventure Playground
- ⇒ Guide dogs welcome

 Deerleap Lane, Longdown (near Ashurst), Southampton, SO40 4UH
 02380 292 408
 info@newforestwildlifepark.co.uk
 www.newforestwildlifepark.co.uk



- ⇒ Some wheelchair access, the forest environment may pose difficulties -contact in advance to discuss



Opening Times
Spring & Summer
 10am-5.30pm everyday
Autumn & Winter
 10am-dusk everyday
 Last admission 1 hour before closing

£





Prices

Child (3-16):	£7.50
Adult:	£10
Senior:	£9.50
Disabled Child:	£6.25
Disabled Adult:	£9.25
Carer:	Free
Family:	£31

17. New Forest Wildlife Centre

- ⇒ A small conservation centre for British reptiles in open air pens
- ⇒ A chance to see adders, grass snakes, smooth snakes, lizards, frogs and toads (when they're not hiding!)
- ⇒ Picnic area, woodland trails and cycle routes



 Holiday Hill, Bournemouth Road, Lyndhurst, SO43 7NH
 02380 283 141
 Enquiries.southern@forestry.gsi.gov.uk
 www.new-forest-national-park.com/new-forest-reptile-centre.html



Opening Times
Easter to September
 10am-4.30pm everyday
 Free of charge, £2 donation to the centre for parking recommended

18. Staunton Country Park



- ⇒ Winner of Green Flag and Country Park Accreditation awards
- ⇒ A farm full of friendly animals, the south coast's largest ornamental glasshouses, beautiful gardens and 1,000 acres of Country Park to explore there's something for everyone. Children can feed friendly farm animals, let off steam in George's play barn, which includes a soft play toddler zone, climbing walls, fireman's pole, a net bridge, slides and so much more!
- ⇒ Relax in the beautiful walled gardens, take in the sight, sounds and smells of the sensory garden or take a stroll in the beautifully landscaped parkland
- ⇒ Staunton boasts a busy line-up of events throughout the year including children's activities every day of the school holidays

⇒ Angling admissions

Adult Day ticket:	£10
Season ticket:	£49.50-£51.50
Senior /disabled Day ticket:	£9
Concession season ticket:	£42-£44
Junior (under 16's) Day ticket:	£8
Junior season ticket:	£33-£35

Opening Times

Summer
10am-5pm everyday

Winter
10am-4pm everyday

Prices

£

Child (3-16):	£3.50
Adult:	£7.50
Senior:	£6.50
Special Needs:	£6.50
Carer:	Free
Family (2A&2C):	£21
Membership from £19.50	

 Middle Park Way, Havant,
Hampshire, PO9 5HB

 02392 453 405

 staunton.enquiries@hants.gov.uk

 www.hants.gov.uk/staunton



- ⇒ Parking refunded when paying to enter the farm

